

Molecule & Particle Differentiation Using Electrophoresis

Fred Klaessig

Pennsylvania Bio Nano Systems, LLC

Background & Purpose

Specific surface area (SSA):

- AEROSIL® 200 = 200;
- AEROSIL® R974 = 170;
- AEROSIL® R805 = 150; but
- R974 and R805 are surface-treated Ae 200

Explanation: N₂ adsorbs on silanols (Si-OH) more than on methyl & octyl groups.

Easy-to-use analytical techniques:

- Interpretations reflect original purpose;
- Underlying principles may not apply across the spectrum of today's samples;

BSA has no SSA, silica does; BSA has a K_{ow} , silica does not.



Braque: Guggenheim

Albumin & Proteins

- Has a specific structure, meaning location of atoms & functional groups
- Has an oil-water partition coefficient;
- Has an isoelectric point (i.e.p. or pI), which is the pH of zero net charge; and
- Represented as particle in separation techniques, but using a thermodynamic partial molar volume.

Exosomes

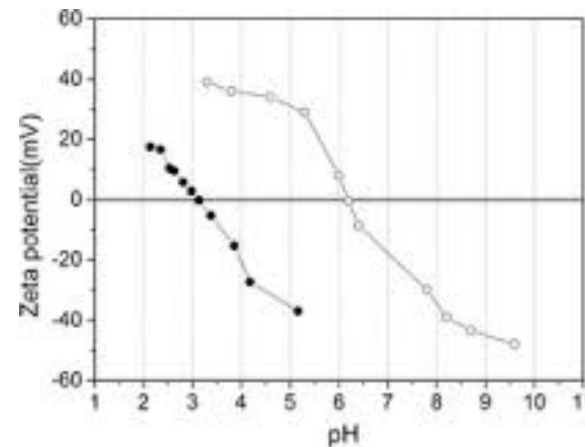
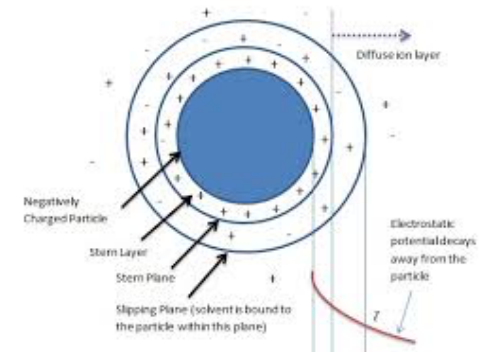
- Lipid membrane containing a cytosol-like interior (~ 1.2 g/cc);
- Definitely a spherical particle, but not amenable to BET analysis;
- Deformable membrane (wrapping) and trans-membrane proteins migrate in the plane.

Silica as a Particle

- Definite dimensions, shape, and not deformable;
- Have surface structures, meaning locations for covalently bonded species;
- Migration possible for adsorbed species;
- Surfaces, pores and hollow shapes act as chemical reservoirs
- Has SSA, i.e.p., no K_{ow}

Zeta Potential Titration

- “Titration” more useful than single measurement
- Anatase differentiate from lepidocrocite-layered TiO₂
- Acid-base titration curve for species on surface
- Solution titration is for all species

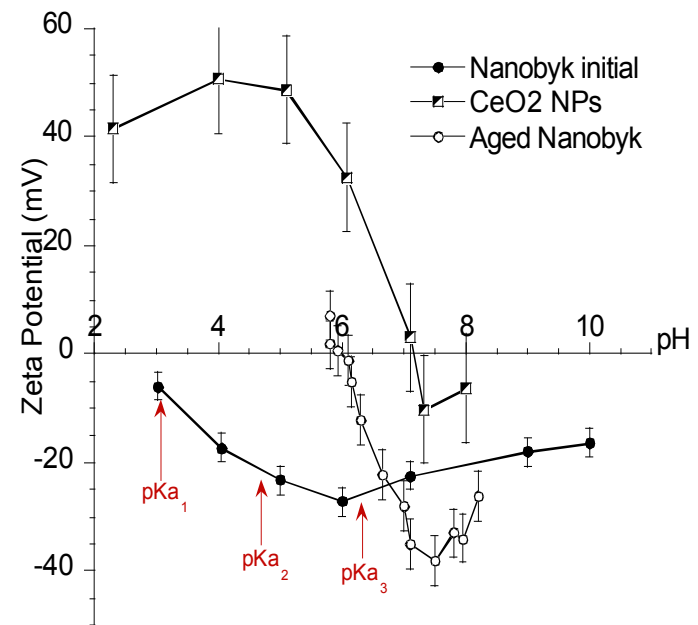


Relevancy to Rhodia

Rhodia CeO₂ not in the NM-series and will not “benefit” from NANoREG testing; and Auffan *et al.* may be responding with a comprehensive study of pristine (Cerox) and citrate-treated (Rhodigard S100) CeO₂.

However:

1. Nanobyk (Rhodigard) not representative (low volume, patented, citrate);
2. No controls or reference materials;
3. **Loss of signal interpreted as degradation, but post-adsorption rearrangement is more likely;** and
4. Daphnid testing not using refreshed media (Klaine work that the EPA is favoring)



Unfortunately, placed in Supplementary Information

Adsorbate Conformation

2005 Rhodia authors: 140 PAA chains to disperse, 39 remain and 33% of each remaining chain projects into the medium

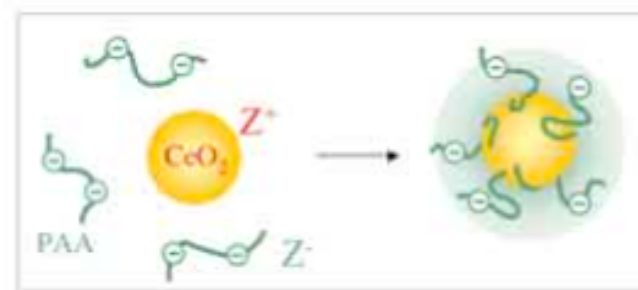


Figure 6 : Schematical representation of PAA_{28k}-coated cerium nanoparticles obtained through the precipitation-redispersion process.

From Grassian Group

2012 thesis: 66% of citrate on CeO₂ is bridging and removed in washing; also a function of pH.

2010 TiO₂ paper: final citrate IR bands appear with time.

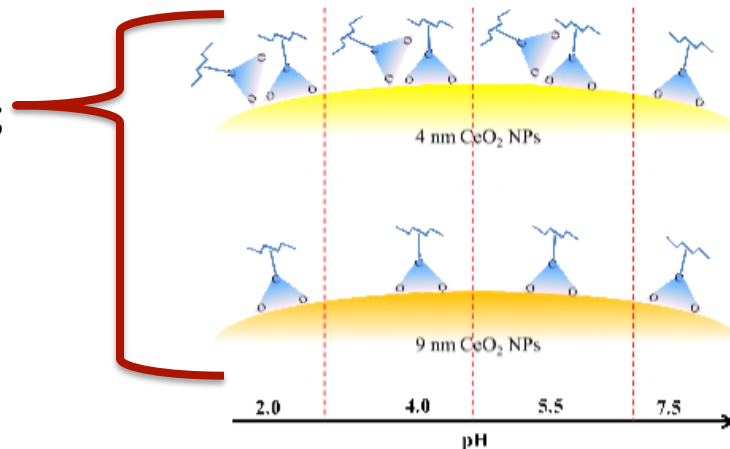


Figure 3.17. Summary of binding modes of citric acid on 4 nm and 9 nm CeO₂ at different pHs: 2.0, 4.0, 5.5 and 7.5

*Rhodia precipitates CeO₂ in the presence of citrate;
Time = Growth plus post-adsorption rearrangements*

Collisions HSA

Diameter (nm)	Exosome g x 10 ⁻¹⁸	Silica g x 10 ⁻¹⁸
5	0.07	0.17
10	0.60	1.3
20	5.0	11.1

HAS is 66.5 kDa = 66,500 g/mol, which is 0.11 x 10⁻¹⁸ g
HAS is 14 nm by 4 nm by 4 nm (kidney shape)

The particle dominates any collision

Virus Entry as an Example of Membrane Rxn's

1. Transport, Impingement, “binding”;
2. Lateral diffusion to find receptor or receptor diffusion-in-membrane;
3. Localization of effects at point of membrane “wrapping”;
4. Internalization, trafficking among vesicles and crossing of nuclear membrane; and
5. Reverse process for virions and exosomes

Membrane tensile properties and concentration of receptors, not adsorption, are “rate-limiting”

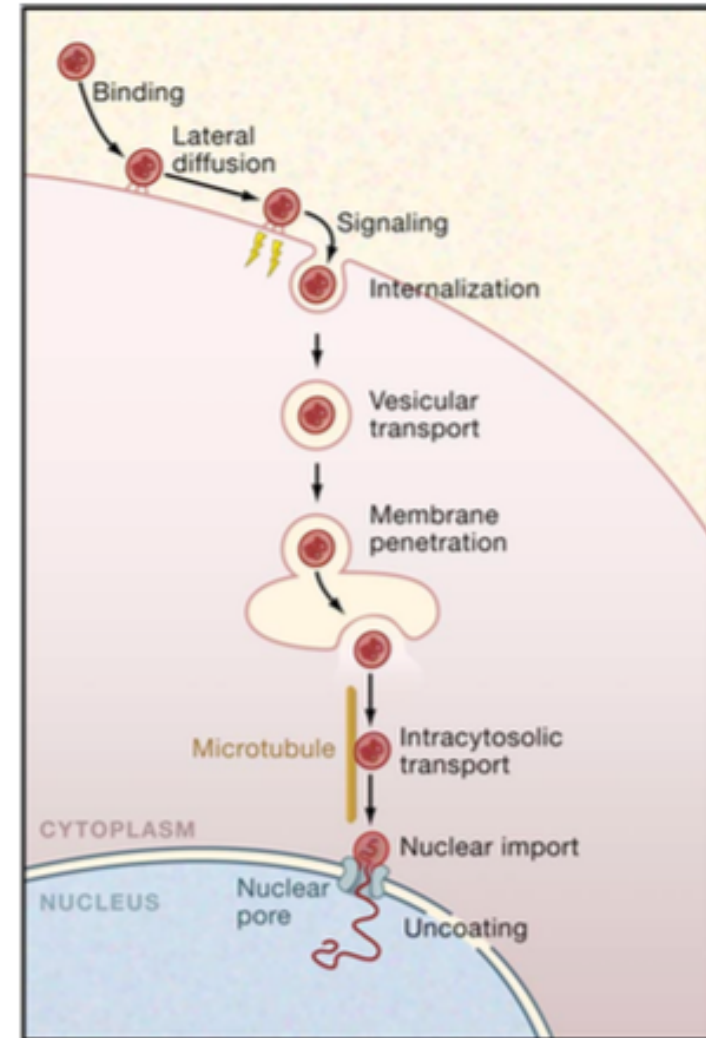


Figure 1. Steps in the Endocytic Entry Program of a Typical Animal Virus

Whether enveloped or nonenveloped, many viruses depend on the

Considerations

- Plain language guide for us:
 - Need analytical input to clarify representations underlying the techniques, e.g. pzc or iep or both?
 - Test technique, i.e.p. values or interpretation preferences likely
 - EPA proposed rule might be basis for the effort
- Ontology:
 - Molecules have structure, particles have NPO, exosomes ???
 - Transport, impingement, binding and lateral diffusion overlap with particles, but collision outcomes differ



Braque: Guggenheim

Kosmulski's Sociological Comments

- atypical terminology was used to describe well-known methods
- Specimens, which have PZC/IEP similar to “recommended” value (e.g., 6 for titania and 9 for aluminas and iron (hydr)oxides), are selected more often than other specimens
- ... previously published PZC/IEP act as a self-fulfilling prophecy.
- ... contribution of commercial goethites (8 specimens) to the average PZC/IEP of all goethites studied in [1] is negligible.
- ... research should be focused on general rules governing the surface charging of certain classes of microorganisms.
- Very likely, the well-established recipes produce clean materials, and the well-established methods produce correct PZCs in most cases, but their consistence must not be considered as a proof that these recipes or methods are superior to their less popular alternatives.

Thank You

Fred Klaessig, Pennsylvania Bio Nano Systems (215) 858-7555



Citations

Slide	Reference(s)
6	Yuan, et al., <i>Scientific reports</i> 4 (2014).
7	Auffan <i>et al.</i> , <i>Environmental Pollution</i> , 2014, 188: 1-7 Barton <i>et al.</i> , <i>Environ. Sci. Technol.</i> 2014, 48, 7289–7296
8	Sehgal, A., <i>et al.</i> "Precipitation-redispersion of cerium oxide nanoparticles with poly (acrylic acid): Toward stable dispersions." <i>Langmuir</i> 21.20 (2005): 9359-9364. Sinwardan, <i>Adsorption of citric acid on cerium oxide nanoparticles (nanoceria): effects of pH, surface charge and aggregation</i> , Ph.D. Thesis, 2012 Mudunkotuwa & Grassian, <i>JACS</i> , 2010, 132: 14986–14994
12	Kosmulski, Marek. "pH-dependent surface charging and points of zero charge. IV. Update and new approach." <i>Journal of Colloid and Interface Science</i> 337.2 (2009): 439-448.